

Argus Consulting Services: Asphalt Annual 2021



Argus provides a comprehensive review of asphalt/bitumen fundamentals, while detailed tables, figures and maps provide insights and analysis on regional and country level trends.

Key features

- Executive summary, with analysis covering major impacts on the global asphalt market including the Covid-19 pandemic, IMO 2020, global crude slate changes and more.
- World overview, with actual and forecast regional demand metrics, regional capacity changes, and a review of global asphalt trade flows.
- Maps showing asphalt-producing refinery locations and regional trade flows.
- Commentary on refinery shutdowns and their impact on asphalt production.
- Access individual country overviews, with tables on asphalt capacity, consumption, production, imports and exports from 2016-25.
- Downloadable data with intuitive and effective search tools to work with your asphalt data.

Years covered

The report has four years of historical data (2016-19), estimated data for 2020, and five years of forecast data (2021-25).

Markets covered

Our analysis covers 11 regions and 99 countries, with global, regional and country level data for 2016-25.

- | | |
|-------------------------------|------------------|
| ■ North America | ■ Africa |
| ■ Latin America and Caribbean | ■ Middle East |
| ■ Western Europe | ■ South Asia |
| ■ Central and eastern Europe | ■ Northeast Asia |
| ■ Russia and central Asia | ■ Southeast Asia |
| | ■ Australasia |

Further analysis

Deeper dives are covered for the following countries and market drivers.

Special topics

- Impact of IMO 2020 sulfur regulations on bitumen
- Dislocation of bitumen price from HSFO
- Changing global crude slate limiting supply of residues
- Refinery rationalization and global refining shift towards Asia

Country level

- | | |
|---------------|-------------|
| ■ US | ■ Vietnam |
| ■ China | ■ Indonesia |
| ■ South Korea | ■ Turkey |

Sample country

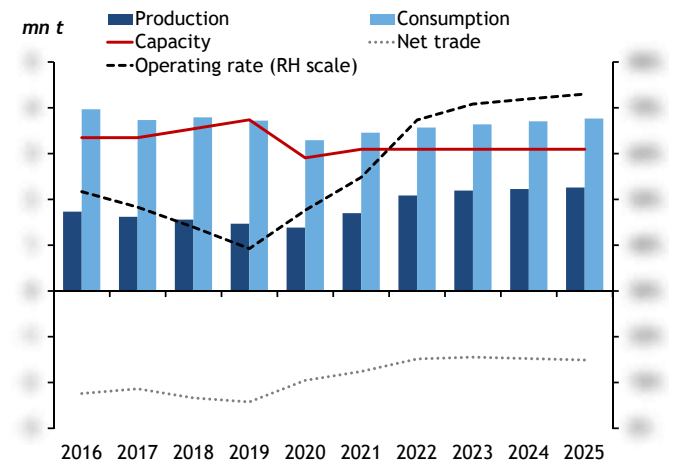
Africa represents one of the 11 regions included in the Argus Asphalt Annual 2021. This year we have added 14 countries to the global analysis, bringing the total to 99 countries. The list below shows charts and maps included for each region. A few example figures from the Africa regional section are shown.

- Map of regional asphalt production sites
- Regional asphalt supply and demand, including production, consumption, capacity, net trade and operating rate
- Regional asphalt producers by share and country
- Regional asphalt supply share compared to world
- Regional asphalt supply by production and imports
- Regional asphalt demand by sector
- Regional asphalt demand by country
- Country asphalt demand by year
- Regional asphalt demand sector growth
- Regional asphalt capacity by country
- Regional asphalt trade flows by country
- Map of inter-regional trade flows
- And more

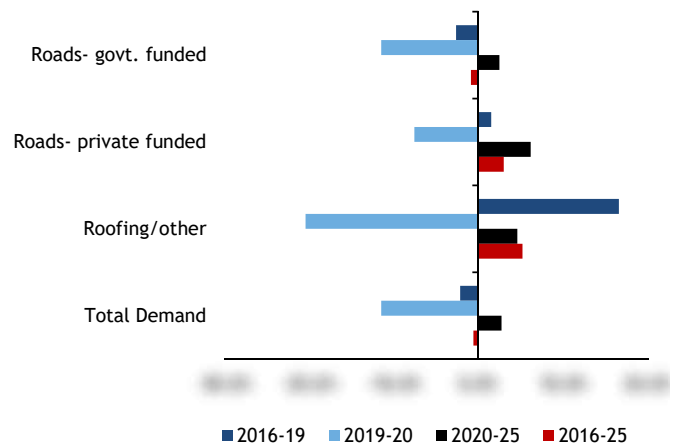
Africa bitumen production sites, 2020



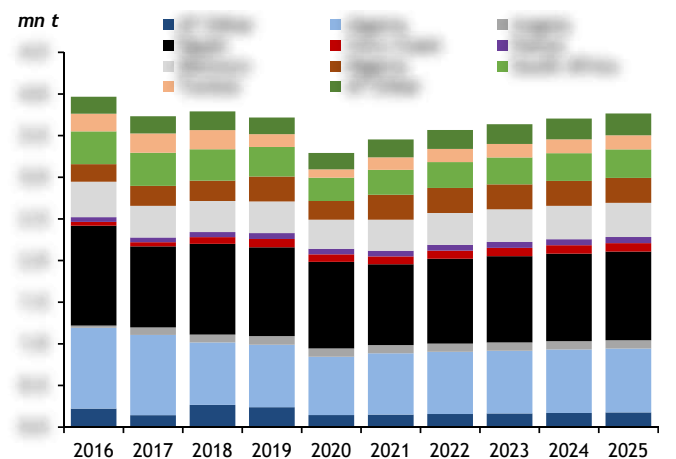
Africa bitumen supply and demand



Africa bitumen demand sector growth (CAGR%)



Africa country demand



For more information:

 contact@argusmedia.com
 +44 20 7780 4200
  www.argusmedia.com
 @argusmedia